

# Hazeldown Primary School - Foundation Stage



# The Foundation Learning Environment

## Daily Routine

We start the day with the register in either Ash or Beech Class. Then we stay on the carpet for a phonics lesson where we start learning how to read and write. Next, we can go off to free play in any of the areas in Foundation. Just before lunch time, we have to tidy up and then go to the hall for lunch. After we have eaten our lunch, we can play in the outside area. In the afternoon we have register in our classroom and then have a maths lesson. It is then time for free play. After this it is time to tidy up and have a story before we go home.

### Ash Class



### Beech Class



## Snack Area

When you feel hungry, you can go and have a snack and some milk.




## Writing Area

You can choose pens, pencils, white or coloured paper, envelopes and all sorts of other stationary in the writing areas.



## Toys

You can choose the toys you would like to play with.



# The Outside Area



Creative Area



Climbing



Construction



Mud Kitchen



Sand Pit



Bikes



Painting



# Role Play Area

There are different role play areas each half term. Role play is an effective way for children to make sense of the world around them.



Chinese Restaurant



Space Station



Three Bear's Cottage



The Zoo



A School




Fairy tale Castle

# The Middle Area

## Finger Gym

There are always fun activities here for you to get on with. They help to make your fingers strong to help you hold your pencil. This in turn will help you develop your writing skills!



## Dough Disco

Dough Disco involves moulding dough into different shapes. This also helps to strengthen children's muscles.





Water Bottles  
and Trays



Lunch Boxes



Sinks



Toilets

## Creative Area

You can make and draw all sorts of things here. Creative play develops children's confidence, language, physical and thinking skills, imagination and emotional understanding. Specifically, art and craft activities encourage self-expression and decision-making.





## Small World and Investigation Area

Small worlds are the ideal platform for nurturing children's imagination. This play provides them with an opportunity to explore new materials, act out scenarios from real life, build language, practise social skills and gain an understanding of the world.



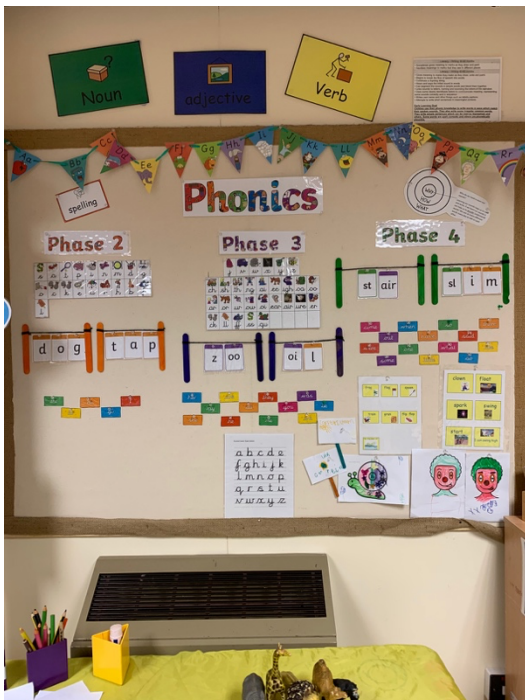
# Maths Area

Mathematics is an important part of learning for all children in the Early Years. Receiving a good grounding in maths is an essential life skill. It helps children to recognise, create and describe patterns. This is essential for developing early problem solving skills. The maths area contains a class maths book along with many different concrete resources or the children to explore.



# Phonics Area

Phonics is essential for children to become successful readers and writers in the early years of schooling and beyond. The children regularly reference the phonics area and use this to remind themselves of the weeks learning as well as using it to support writing and reading.



# The Hall



## PE

We use the hall to do PE. We wear our PE kits and take off our shoes and socks. Then we play games and do gymnastics.



## Lunch Time

We have our lunch in the hall. At lunch time there are lots of tables and chairs for us to have our lunch. We can choose a hot dinner, a school packed lunch or bring in a lunch from home.



## Breakfast and Afterschool Club

We have a Breakfast and Afterschool Club at school. You can have lots of fun here either before or after school. There are lots of games, crafts and delicious snacks to enjoy!



# The Foundation Stage Team



**Miss Banning**  
Early Years Team Leader  
and Beech Class Teacher



**Miss Redwood  
and Mrs Green**  
Ash Class Teachers



**Mrs Proctor**  
Foundation Stage  
Teaching Assistant



**Miss Bernard**  
Foundation Stage  
Teaching Assistant



**Miss Hobbs**  
Foundation Stage  
Teaching Assistant



**Mrs Leach**  
Foundation Stage  
SEND Teaching  
Assistant (1:1)